

# The Days of Creation


8-unit Bible curriculum for kids



The story of God making the world is the starting point for learning about God. His power and goodness are shown in his work of creating the world in seven days. This expanded and updated curriculum will introduce children to the awesome details of how God made the world.

You are viewing this series in a single print-friendly file. Use the link below to access the source files and bonus materials in an online folder.

[https://drive.google.com/drive/folders/1-DRvaiLWuNSOAF\\_2zjf1Yk8M2vxGbO5h?usp=sharing](https://drive.google.com/drive/folders/1-DRvaiLWuNSOAF_2zjf1Yk8M2vxGbO5h?usp=sharing)



# The Days of Creation

8-unit Bible curriculum for kids



## Lesson 1

### God Made Everything

This kid's Bible lesson was created to teach children how, God, made everything in the world. The lesson is about the events that take place in Genesis One and Two. The ideal use of this material would be for Sunday School or Children's Church.

**Objective:** To teach children in such a way that they will gain information about creation and that they will understand that, God, is the creator.

**Game:** Divide the kids into two or three teams and give each team a pile of dirt on a cookie sheet. Explain to the kids that, God, created humans from the dust of the earth. Tell them that they need to work together to create a human from their dirt. Give them three minutes to create their human and whatever team has the most human-looking pile of dirt wins.

**Target Age Group:** This lesson was designed with elementary students in mind, however it can be adapted for the use of any age group.

**Memory Verse:** At this point the kids can recite the previous week's memory verse. Give them this new verse to take home and memorize for next week: "So God created man in his own image, in the image of God he created him; male and female he created them." (Genesis 1:27, ESV)

**Worship:** (Please note: if you do not have a version of these songs you can find them on YouTube)

- He's Got the Whole World in His Hands
- This Is the Day That the Lord Has Made
- The Creation Song

**Prayer:** Dear Lord, thank you for creating the world and everything in it. Thank you for creating animals, plants, and the sea, but most importantly we thank you for creating each one of us. Help us to know you more, to love you more, and see the world that you have created. Help us to learn today and to love each other. We love you! Amen

**Story Reinforcement:** To help the kids visualize the story have the following items hidden and reveal them on the appropriate day of creation within the story.

- Day One: Day and Night – have a flashlight (on for day, off for night)
- Day Two: Water – have a glass of water
- Day Three: Dry land and plants – have a house plant
- Day Four: Sun, Moon, and Stars – have star stickers to give to the kids
- Day Five: Fish and the Birds – have a feather
- Day Six: Animals and people – have a toy animal and a toy person

**Bible Story:** In the very beginning there was nothing. Can you imagine looking around but seeing nothing? Can you imagine listening really hard but hearing nothing? Nothing, except for, God, and, God, decided to create. "Let there be light," God, said,

and all of a sudden light appeared! God, separated the light and the darkness, and the first day was created; there was day and there was night.

But, God, was not finished, He decided to create also on the second day. God, spoke and suddenly the water separated from the sky. Up above was heaven and below was the water.

On the third day, God, gathered the water so that dry land would appear. God, saw that what He had created was good. Then, God, brought about the trees, oh the lovely trees. He created vegetable and fruit we can grow, sweet, delicious fruit as my favorite tomato, I get by an easy way to grow tomatoes I found. What a wonderful day!

Next came day four and, God, spun the sun into motion to rule the day. God, created the moon to provide light during the night. It was on this very day that, God, scattered the stars through the sky.

Was, God, done yet? No, He still had more to create! He wanted creatures to fly through the sky and creatures to swim the deepest ocean. On day five, God, created the birds of the air and the fish of the sea.

Then came day six, this was the day that animals were made. Not only did, God, create animals, but He also created His most precious creation of all: people! People are so important to, God, that He created us in His very image. God, blessed the people and told them to be fruitful and to rule over all the other creatures. God, had formed man from the dust of the earth, but it was, God's, breath that brought people to life. God, saw everything He had created and He saw that it was good!

### **The Bible says:**

Thus the heavens and the earth were finished, and all the host of them. And on the seventh day God finished his work that he had done, and he rested on the seventh day from all his work that he had done. So God blessed the seventh day and made it holy, because on it God rested from all his work that he had done in creation. (Genesis 2:1-3, ESV)

**Review Questions:**

1. Who created the world and everything in it? (Answer: God)
2. What is, God's, most precious creation? (Answer: People, that includes you and I)
3. How does it make you feel to know that you are important to God?

**Application:** God, is a very wonderful, God, and it is only He who could create the world. We should be amazed that our wonderful, God, knows us and loves us! We worship, God, because of how wonderful and amazing He is!

**Activity:** Give each of the kids a piece of paper and a pencil. Take the kids outside to look at the world that, God, has created. Ask the kids to either write or draw a prayer to, God, in response to the wonderful world that He has created. (If the weather does not allow you to go outside you can look out of a window instead).

**Suggested Snack:** Vegetables and fruit-juice (food that is grown from creation).

# The Days of Creation

8-unit Bible curriculum for kids



## Lesson 2

### Creation Day One

This children's church lesson plan about Creation Day One was first written for children age 5 – 11. It could also be used as the Bible lesson for children's Sunday school. Be sure to consider your own ministry context and modify it as needed.

**Bible Story:** The first day of Creation from Genesis 1:1-5

**Learning Objectives:** After this lesson, the children will demonstrate:

1. An understanding of the difference between “making” versus “creating” by explaining to the teacher in their own words.
2. An understanding of God's power by coming up with a list of things that God can do that we cannot.
3. An understanding of what God created on the first day of Creation by choosing from a list of options.

**Target Age:** Kindergarten – 5<sup>th</sup> Grade

**Items Needed:**

- Bible: Genesis 1:1-5. There is a detailed account of these verses below to help emphasize the importance of these few verses.
- Music appropriate to children's Bible lessons
- Play-dough
- Flashlights
- Any object
- 2 pieces of paper
- 2 writing utensils

**Worship**

- You can print our simple "Creation Songs" sheet included with this curriculum and use them to lead the children in song before the Bible lesson.

**Teaching Plan: The First Day of Creation**

**Bible Lesson Introduction**

- Give each child a small amount of play-dough. Have them make anything that they want (appropriate for church).
- After a few minutes of play, turn the lights off (if there are a lot of windows in your room, try to cover them up as best as possible before class starts). The room needs to be as dark as possible.
- Ask the children the following questions. The answers are in italics:
  - What would you do if there was no light anywhere on the earth? (Allow for responses.)
  - Where does light come from? *The sun, the moon.*
  - Who created the light? *God.*



## Bible Lesson

Have the children open their Bibles to Genesis 1:1-5. To help them find it, use the following questions. Answers are in italics.

- What is the first book of the Bible? *Genesis*.
- Which part of the Bible is Genesis in? *Old Testament*.

Read Genesis 1:1-5 aloud to the children.

In the beginning, God created the heavens and the earth. The earth didn't have any shape. And it was empty. There was darkness over the surface of the waves. At that time, the Spirit of God was hovering over the waters.

God said, "Let there be light." And there was light. God saw that the light was good. He separated the light from the darkness. God called the light "day." He called the darkness "night." There was evening, and there was morning. It was day one. (New International Reader's Version – NIrV)

## Discuss the Bible Reading

**"In the beginning..."**

In the beginning of what? (Allow for responses.) The beginning of the world.

**"...God..."**

God was in the beginning of the world.

**"...created..."**

In the dictionary, create means, "to bring somebody or something into existence." In the dictionary, make means, "to assemble something from parts." Many people say that God made the world. No, He didn't!! He **created** the world! That means that God created something with nothing! He didn't have parts lying around and decided to make the



world. No! He didn't have anything, but He created! Just think how awesome that really is!

**“...the heavens and the earth.”**

What was there before God created the heavens and the earth? (Allow for responses.) Nothing. Absolutely nothing. How did God create the heavens and the earth? (Allow for responses, if any.) I really don't have the answer, other than God is God and His power is beyond our comprehension.

**“The earth didn't have any shape.”**

What? The earth didn't have any shape? So what was it? (Allow for responses. Encourage thinking outside of the box. There is not a right answer, but try to get them to think deeper.)

**“And it was empty.”**

So the earth had no shape and it was empty, huh? That's really hard to think about, isn't it? An earth that is empty. I guess it had to start somewhere.

**“There was darkness over the surface of the waves.”**

So the earth had no shape, it was empty, it was dark, and the ocean covered the earth. Wow! What a sight! Well, not really a sight, because you can't see anything since there was only darkness. So, at this point, there is only water on the earth? Strange!

**“...the Spirit of God was hovering over the waters.”**

Wow! The Spirit of God hovered over the waters! What does it mean to hover? (Allow for responses.) It kind of means to glide over or fly over something. What would it be like if God hovered over us? (Allow for responses.) Would you do some of the things you do, or act the way you do if you saw God hovering over you? (Allow for responses.) God does sort of hover over us. He can see everything we do, even though we can't physically see Him.

**“God said, ‘Let there be light.’ And there was light.”**

God only has to speak things into existence. If I said, “Let there be light,” nothing would happen. What power God has!

**“God saw that the light was good.”**

God liked what He saw. God has an opinion of things, whether it’s good or bad. Sometimes we think of God as something completely different from us. Well, He did make us in His image (which we’ll learn about in a few weeks) and so we do have some of the same characteristics as God. Put anything that you do in place of “the light” in that sentence. For example, “God saw that the way I treated my sister yesterday was good.” Would it be true? Think about what God would think about things, before you do them. Would He think your actions are good?

**“He separated the light from the darkness.”**

This just blows my mind! Separating light from dark! How? Who knows? That just shows the awesome power of God!

**“God called the light ‘day.’ He called the darkness ‘night.’”**

God gave things names. Later on, He let man name everything. But, before He made man, He named everything.

**“There was evening, and there was morning. It was day one.”**

It only took God one day to create the heavens, the earth and light? Isn’t that just amazing? All of that happened in only one day. This was the first day, ever! God made light on the first day. What would you have made? (Allow for responses.)

## **Bible Lesson Activities**

Use the following activities to reinforce the learning goals of this lesson. If time is short, move on to the evaluation portion of the lesson plan.

## Activity: Flashlight Find

What did God create on the first day of Creation? (Allow for responses.) Right, God created light. Without light, we wouldn't be able to see anything because it would be completely dark.

We are going to do a game now that involves finding something in the dark, by using light. I am going to turn the lights off and hide this (name object) somewhere in the room. You have to find it by using flashlights. Ok, let's get started!

- Put the children in groups and give each group a flashlight.
- Have the children close their eyes or leave the room so that you can hide the object.
- After you have hidden the object, let the children try to find the hidden object. Remember, they have to use the light to find the object!

## Activity: Bible Verse Memorization

"In the beginning, God created the heavens and the earth." Genesis 1:1 (NIRV)

Have the children do the following sign language motions along with repeating the words after you, to help them learn the Bible verse:

**"In the beginning"**—the index finger twists between the fingers of the other hand to indicate the turning of a key in an ignition switch

**"God"**—hold hand up with fingers towards the sky...the hand is raised to the heavens and then downward in a sign of respect

**"created"**—the hands (in fists on top of one another) twist as if they were putting something together

**"the heavens"**—the hands move up, in a large circle, towards the heavens

**“and the earth”**—the thumb and middle finger pinch the side of the wrist which represents the earth rotating on its axis

**“Genesis 1”**—hold up one finger

**“1”**—hold up another finger

Do this a few times with the children. Make it fun for them to do the motions and say the words. Involving them in active learning is essential for memorization.

### **Activity: Sign Language Circle**

- Split the children into two groups.
- Make one group an inner circle and the other one an outer circle.
- Have the inner circle look outward facing the outer group, each child facing a partner. (If you have an odd number of people, put a group of three together.)
- They are going to practice their Bible verse by saying and signing it.
- Start by having the inner group do the sign language and the outer group saying it with them. Then then have them switch.
- After each group has done both parts, turn the music on and have them walk in their circles in opposite directions.
- When the music stops, they stop and do the same thing again with a new partner.

### **Evaluation**

1. Split the children into two groups. Have one group explain the meaning of “create” and have the other group explain the meaning of “make.” Switch groups.
2. Keep the children in their groups. Give each group a piece of paper and a writing utensil. Have each group make a list of things that God can do that we cannot. Share the lists with the whole group.
3. Have the children stand up in the middle of the classroom. Read the list below aloud. If the item you say WAS created on the first day of Creation, have the children go to the right side of the room. If the item you say WAS NOT created on the first day of Creation, have the children go to the left side of the classroom.

- Plants (left)
- Light (right)
- Food (left)
- Tables (left)
- Heavens (right)
- People (left)
- Books (left)
- Fruit (left)
- Earth (right)
- Animals (left)

# The Days of Creation

8-unit Bible curriculum for kids



## Lesson 3

### Creation Day Two

This children's church lesson plan about Creation Day Two was first written for children age 5 – 11. It could also be used as the Bible lesson for children's Sunday school. Be sure to consider your own ministry context and modify it as needed.

**Bible Story:** The second day of Creation from Genesis 1:6-8

**Learning Objectives:** After this lesson, the children will demonstrate:

1. An understanding of what God created on the second day of Creation by making hand motions.
2. An understanding of Genesis 1:1-8 by answering questions from the teacher.

**Target Age:** Kindergarten – 5<sup>th</sup> Grade

**Items Needed:**

- Bible: Genesis 1:6-8. There is a detailed account of these verses below to help emphasize the importance of these few verses.
- Large bowl, sheet of paper, drinking glass, water
- Beach ball (or other ball)

### **Worship**

- You can print off the simple “Creation Songs” included in this curriculum and use them to lead the children in song before the Bible lesson.

## **Teaching Plan: The Second Day of Creation**

### **Bible Lesson Introduction: Review Creation Day One**

Following are some questions designed to review what God created on the first day of Creation. The answers are in italics.

- What day of Creation was it in our lesson last week? *One*
- What did God create on the first day of Creation? *Heavens, earth, light.*
- What did God say to create light? *“Let there be light.”*
- What shape did the earth have? *It had no shape.*
- What covered the earth? *The ocean.*
- What was the Spirit of God doing over the ocean? *Hovering.*
- What is the difference between ‘making’ and ‘creating?’ *To make something is to already have ingredients or parts and just putting them together; to create something means to make something out of nothing.*
- Did God create or make the world? *He created it. He didn’t have anything to start with.*



## Bible Lesson

Have the children open their Bibles to Genesis 1:6-8. To help them find it, use the following questions. The answers are in italics.

- What is the first book of the Bible? *Genesis*.
- Which part of the Bible is Genesis in? *Old Testament*.

Read Genesis 1:6-8 aloud to the children.

God said, “Let there be a huge space between the waters. Let it separate water from water.” And that’s exactly what happened. God made the huge space between the waters. He separated the water under the space from the water above it. God called the huge space “sky.” There was evening, and there was morning. It was day two. (NirV)

## Discuss the Bible Reading

**“God said, ‘Let there be a huge space between the waters. Let it separate water from water.’”**

This is showing us the power of God speaking. He simply has to speak something into existence. He said for a huge space to be between the waters. So, up until this point everything was water. There must not have been anything but water. The earth was filled with water from top to bottom. That is something that is extremely hard to imagine. God knew that we would need air to breathe, so He made air.

**“And that’s exactly what happened. God made the huge space between the waters.”**

Notice the word “exactly” in the first sentence there. Everything happened “exactly” how God said. That is very detailed. It doesn’t say, “And that’s somewhat what happened.” No, it happened “exactly” the way God said it would. God made a huge space between the waters, exactly how He said He would.

**“He separated the water that was under the space from the water that was above it.”**

God separated the water. There wasn't anything except water that filled the earth. Then God made a space in the water. So, now there is water above and below the space. The water below the space is easy to understand because we see the water below the space now – for example, the oceans. The water above the space is tricky. Where is the water above the space? (Allow for responses.) There isn't a lake in the sky that we can't see. The *clouds* are water. Rain, snow, sleet are all water that come from above the space.

**“God called the huge space ‘sky.’”**

God named it “sky”. That’s what we still call it. God knew that we would need to be able to call it something.

**“There was evening, and there was morning. It was day two.”**

So far, in two days, God has created the heavens, the earth, light and the sky.

## **Bible Lesson Activities**

Use the following activities to reinforce the learning goals. If time is short, move on to the evaluation portion of the lesson plan.

### **Activity: Paper Plunge**

Today in our Bible lesson, we learned that God created the sky to separate the water from below and above. The sky is air. Can air hold up water? Well, we are going to do a little experiment to see if it can.

- Fill a bowl with water.
- Scrunch or crumple up a piece of paper.
- Push the paper into the bottom of the glass so that it cannot fall out.
- Turn the glass upside down and plunge it straight down into the bowl of water

What happens to the paper? It stayed up inside of the glass, didn't it? That's the power of air. It held up this paper, just like it holds up the water in the sky. How this works is that the air inside the glass takes up space. The paper stays dry because the water can only get into the glass by squashing the air inside it. Air can be squashed, or

compressed, a little, but then it pushes back and prevents the water from reaching the paper. This is something you can go home and show your parents today.

### **Activity: Bible Verse Memorization**

“God called the huge space ‘sky.’ There was evening, and there was morning. It was day two.” Genesis 1:3 (NIRV)

Have the children do the following hand motions along with repeating the words after you, to help them learn the Bible verse:

“**God**”—hold hand up with fingers towards the sky...the hand is raised to the heavens and then downward in a sign of respect

“**called**”—one hand taps a single time on the other hand to get the attention of someone

“**the huge space**”—place fists together away from body and, making a circular shape, bring fists together close to body

“**sky**”—the hand moves in an arc to indicate the sky above

“**There was evening**”—hold one arm horizontally in front of body, curve the other hand over that arm

“**and there was morning**”—hold one arm horizontally across body, stretch the other arm straight out and then bring it towards body

“**It was day two**”—hold up two fingers

“**Genesis 1**”—hold up one finger

“**3**”—hold up three fingers

Do this a few times with the children. Make it fun for them to do the motions and say the words. Involving them in active learning is essential for memorization.

### **Game: Beach Ball Reciting**

- Have the children stand in a large circle.

- Hold on to a beach ball (or any other ball) while explaining the game to the children.
- You will pass the ball to the child standing next to you while saying the first word in the Bible verse.
- That child will then say the next word in the Bible verse while passing the ball to the child standing next to them.
- Keep going until the verse has been completed. Don't forget the reference!!
- Play a few times so that the children will have some good practice.

## Lesson Evaluation

Have the children stand up. Have them do the following motions:

“On the first day of Creation, God created darkness and light.” (Cover eyes with hands and then release.)

“On the second day of Creation, God created a space between the waters.” (Make waves with hands and arms and then wave up in the air.)

Have the children tell (and show) a neighbor what God created on the first and second days of Creation.

Have the children answer the following questions (answers are in italics):

1. “What did God create on the first day of Creation?” *Heavens, earth, light.*
2. “What did God create on the second day of Creation?” *The sky to separate the water.*
3. “What is the difference between ‘making’ and ‘creating’?” *To make something is to already have ingredients and just put them together; to create something means to make something out of nothing.*
4. “Did God create or make the world?” *He created it. He didn't have anything to start with.*

# The Days of Creation

8-unit Bible curriculum for kids



## Lesson 4

### Creation Day Three

This Bible lesson from Genesis 1 was originally written for children age 5 – 11. It could also be used as the lesson for children's Sunday school about God's work of Creation. Be sure to consider your own ministry context and modify it as needed.

**Bible Story:** The third day of Creation from Genesis 1:9-13

**Learning Objective:** After this lesson, the children will demonstrate an understanding of what God created on the first, second and third days of Creation by answering questions.

**Target Age:** Kindergarten – 5<sup>th</sup> Grade

**Items Needed:**

- Bible: Genesis 1:9-13. There is a detailed account of these verses below to help emphasize the importance of these few verses.

- Large bag, miscellaneous flowers or plants, an apple, knife, large flat dish, water
- Styrofoam cup (1 per child), dirt, seeds, Bible verse written on a slip of paper, tape, markers

## **Worship**

- You can print off the simple “Creation Songs” included in this curriculum and use them to lead the children in song before the Bible lesson.

## **Teaching Plan: The Second Day of Creation**

### **Bible Lesson Introduction**

If time allows, begin with a review of the previous two lessons in this series.

Following are some questions to review what God created on the first and second days of Creation. The answers are in italics.

- What did God create on the first day of Creation? *Heavens, earth, light.*
- What did God create on the second day of Creation? *The sky to separate the water.*
- What is the difference between ‘making’ and ‘creating?’ *To make something is to already have ingredients and just put them together; to create something means to make something out of nothing.*
- Did God create or make the world? *He created it. He didn’t have anything to start with.*

### **Bible Lesson**

Have the children open their Bibles to Genesis 1:9-13. To help them find it, use the following questions. Answers are in italics.

- What is the first book of the Bible? *Genesis*
- Which part of the Bible is Genesis in? *Old Testament*

Read Genesis 1:9-13 aloud to the children.

God said, “Let the water under the sky be gathered into one place. Let dry ground appear.” And that’s exactly what happened. God called the dry ground “land.” He called all the water that was gathered together “seas.” And God saw that it was good.

Then God said, “Let the land produce plants. Let them produce their own seeds. And let there be trees on the land that grow fruit with seeds in it. Let each kind of plant or tree have its own kind of seeds.” And that’s exactly what happened. So the land produced plants. Each kind of plant had its own kind of seeds. And the land produced trees that grew fruit with seeds in it. Each kind of tree had its own kind of seeds. God saw that it was good. There was evening, and there was morning. It was day three. (NIRV)

## **Discuss the Bible Reading**

**“God said, ‘Let the water under the sky be gathered into one place. Let dry ground appear.’ And that’s exactly what happened.”**

God created dry ground! Why do you think He created dry ground? (Allow for responses.) He created dry ground because not everything that He was going to create would be able to live in the water. So now He made dry ground appear so that the earth wouldn’t just be covered with water.

**“God called the dry ground ‘land.’ He called the waters that were gathered together ‘seas.’”**

God is naming things again here. He named the land and now He finally named the water.

**“And God saw that it was good.”**

God is pleased with His work. He sees that what He has done is good. This shows that God has feelings and that He thinks about things. He made dry ground and stood back to admire what He did. He looked at it and saw that it was good.

**“Then God said, ‘Let the land produce plants. Let them bear their own seeds.’”**



This is the first living thing on the earth that God has created. Up until now He had been preparing the earth for living things. He makes sure that the plants have their own seeds. Why do you think plants need seeds? (Allow for responses.) Right! God needed the plants to be able to make more plants, so He gave them seeds.

**“And let there be trees on the land that grow fruit with seeds in it. Let each kind of plant or tree have its own kind of seeds.”**

So not only did God create plants with seeds, He now creates trees with fruit. The fruit also needed to have seeds.

**“And that’s exactly what happened. So the land produced plants. Each kind of plant had its own kind of seeds. And the land produced trees that grew fruit with seeds in it. Each kind of tree had its own kind of seeds.”**

Things happen the way God says they will.

**“God saw that it was good. And there was evening, and there was morning.”**

Again, God is looking at His creation and saw that everything He had created so far was good.

**“It was day three.”**

What a big day the third day of Creation has been! God made dry ground, plants and trees with fruit. He also named the land and the oceans.

## **Bible Lesson Activities**

Use the following activities to reinforce the learning goals. If time is short, move on to the evaluation portion of the lesson plan.

## Activity: Day 3 Demonstration

**\*\*Before class, put all of the items inside of the large bag so that it will be a surprise to the children during the story.\*\***

Read the Bible story again (just the verses), but this time bring out the items from the bag as you talk about them. Following are words to look for:

*“God said, “Let the water under the sky be gathered into one place.”* (Bring out the large dish and water. Pour the water into the dish.)

*“Let dry ground appear.”* (Bring out the large rock and place it in the middle of the dish. Show the children how the water is separated.)

*“Let the land produce plants.”* (Bring out the plants and flowers and place them on the side of the dish. They probably won’t fit inside of it.)

*“And let there be trees on the land that grow fruit with seeds in it.”* (Bring out the apple and cut it in half to show the seeds.)

## Activity: Bible Verse Memorization

*“Then God said, ‘Let the land produce plants.’” Genesis 1:11 (NirV)*

Have the children do the following hand motions, along with repeating the words after you, to help them learn the Bible verse:

**“Then God”**—hold hand up with fingers towards the sky...the hand is raised to the heavens and then downward in a sign of respect

**“said”**—the index finger rolls forth from the mouth in a circular motion

**“Let the land”**—have hands close to body, with fingers spread out, and make a circle with hands away from the body

**“produce plants”**—hold one hand sideways with fingers in a form of a “c”, then “push” other hand through it as though it were a plant blooming

**“Genesis 1”**—hold up one finger

“11”—hold up one finger on each hand and put them side by side

Do this a few times with the children. Make it fun for them to do the motions and say the words. Involving them in active learning is essential for memorization.

## **Activity: Planting Seeds**

What did God create in our Bible verse today? (Allow for responses.) Right, God made the plants. How do plants get started? (Allow for responses.) Plants get started from seeds. God didn't need seeds. He is powerful enough to just create the plants without using seeds. We aren't even close to being powerful enough as God, so we need to have seeds to grow a plant. That's what we're going to do today. We are going to plant a seed. You will be able to take it home and help it to grow into a plant. You will need to water it and let it get sunshine in order for it to grow.

- Give each child their own Styrofoam cup.
- Let the children write their name on their cup and decorate it however they would like.
- Let the children tape their Bible verse onto the side of their cup.
- After the children are done with taping the Bible verse, demonstrate how to put the dirt into their cups.
- Give each child a seed (or a few seeds depending on what kind you have).
- Demonstrate to the children how to push their seed into the dirt and make sure that it's covered.

## **Evaluation**

Put three chairs across the room; mark them Day 1, Day 2 and Day 3. Ask the children to walk to the chair that corresponds with the day that God created each item you will list. The list follows:

- seed-bearing plants (Day 3)

- the sky (Day 2)
- called dry ground “land” (Day 3)
- light (Day 1)
- called the light “day” (Day 1)
- trees with fruit (Day 3)
- called the darkness “night” (Day 1)
- called the gathered water “seas” (Day 3)

# The Days of Creation

8-unit Bible curriculum for kids



## Lesson 5

### Creation Day Four

On day four, God made the sun, moon and stars. This lesson was originally designed as a kids' church lesson for children age 5 – 11. It would also work as the Bible lesson for children's Sunday school.

**Bible Story:** The fourth day of Creation from Genesis 1:14-19

**Learning Objectives:** After this lesson, the children will demonstrate an understanding of what God created on the first, second, third and fourth days of Creation by working in groups and explaining it to the teacher.

**Target Age:** Kindergarten – 5<sup>th</sup> Grade

**Items Needed:**

- Bible: Genesis 1:14-19. There is a detailed account of these verses below to help emphasize the importance of these few verses.

- Flashlight, apple, fork
- Numbers 1-20 written on half sheets of paper, numbers 1-20 written on small strips of paper, music appropriate to children's Bible lessons, bowl, tape

### **Worship**

- You can print off the "Creation Songs" included in this curriculum and use them to lead the children in song before the Bible lesson.

## **Teaching Plan: The Fourth Day of Creation**

### **Bible Lesson Introduction: Review Creation Days One, Two and Three**

Following are some questions to review what God created on the first, second and third days of Creation. The answers are in italics.

- What did God create on the first day of Creation? *Heavens, earth, light.*
- What did God create on the second day of Creation? *The sky to separate the water.*
- What did God create on the third day of Creation? *Land, plants with seeds, plants with fruit with seeds.*
- What is the difference between 'making' and 'creating?' *To make something is to already have ingredients and just put them together; to create something means to make something out of nothing.*

### **Bible Lesson**

Have the children open their Bibles to Genesis 1:14-19. To help them find it, use the following questions. Answers are in italics.

- What is the first book of the Bible? *Genesis*
- Which part of the Bible is Genesis in? *Old Testament*

Read Genesis 1:14-19 aloud to the children.

God said, “Let there be lights in the huge space of the sky. Let them separate the day from the night. Let the lights set the times for the holy celebrations and the days and the years. Let them be lights in the huge space of the sky to give light on the earth.” And that’s exactly what happened. God made two great lights. He made the larger light to rule over the day and the smaller light to rule over the night. He also made the stars. God put the lights in the huge space of the sky to give light on the earth. He put them there to rule over the day and the night. He put them there to separate light from darkness. God saw that it was good. There was evening, and there was morning. It was day four. (NIRV)

## **Discuss the Bible Reading**

**“God said, ‘Let there be lights in the huge space of the sky.’”**

Wait a minute! I thought God created light on the first day of Creation? He did; these are specific lights that He created. Let’s look ahead at what they are and why they were made.

**“Let them separate the day from the night.”**

Oh, that’s why. God needed something to separate the day from the night. He gave us something specific to mark the days with.

**“Let the lights set the times for the holy celebrations and the days and the years.”**

What do we have that helps us keep track of days, years and seasons? (Allow for responses.) Right, we have calendars to help us keep track of those things. God gave us the lights so that we could have a sort of “calendar” to go by.

**“Let them be lights in the huge space of the sky to give light on the earth.’ And that’s exactly what happened.”**

God made the lights to give light to the entire earth.

**“God made two great lights. He made the larger light to rule over the day and the smaller light to rule over the night.”**



What did God make today? (Allow for responses.) God made the sun and the moon today. He made the bigger light, the sun, to shine in the daytime and the smaller light, the moon, to shine in the night. God made it lighter in the day and darker at night on purpose. Why do you think He did that? (Allow for responses.) I'm not sure, but can you even imagine a world where we didn't have any darkness? (Allow for responses.)

**“He also made the stars. God put the lights in the huge space of the sky to give light on the earth. He put them there to rule over the day and the night. He put them there to separate light from darkness.”**

So, He didn't just make the sun and the moon, but He made the stars too? Why do you think He made the moon and the stars for the night? (Allow for responses.) I don't know, but maybe He meant for us to have a little bit of light at night, so we wouldn't ever be in total darkness.

**“God saw that it was good. And there was evening, and there was morning. It was day four.”**

Again, God was pleased with what He had created on the fourth day of Creation.

## **Bible Lesson Activities**

Use the following activities to reinforce the learning goals. If time is short, move on to the evaluation portion of the lesson plan.

### **Activity: Moon Phases**

Now, let's experiment with why the moon has phases. All it takes is a bright flashlight and an apple on a fork to make a great moon.

- Have a child come up and hold the flashlight. That is the sun.
- Have another child come up and hold the apple on the fork. The apple is the moon and the child's head is the earth.

If you hold the apple out at arm's length just above the flashlight while facing the sun, you can't see it. This is a new moon. The moon is still in the sky, but we can't see it

because of the bright sunlight. Now keep the apple at arm's length and turn slowly counterclockwise and watch what happens. That's right! You see the apple go through phases, just like our moon. When your back is towards the sun, you see the apple as whole, and it will be a full moon. The moon will rise on the opposite side of the earth at the same time the sun goes down. Keep turning and you'll see the phases reverse as the moon moves back toward the sun again.

## **Activity: Bible Verse Memorization**

"God made two great lights. He also made the stars." Genesis 1:16 (NIRV)

Have the children do the following hand motions while repeating the words after you, to help them learn the Bible verse:

**"God"**—the hand is raised to the heavens and then downward in a sign of respect

**"made"**—the fists twist on top of one another, as if they were putting something together

**"two"**—hold two fingers up

**"great lights"**—the middle finger flicks the front of the mouth

**"He"**— the hand is raised to the heavens and then downward in a sign of respect

**"also made"**— the fists twist on top of one another, as if they were putting something together

**"the stars"**—the index fingers rub against each other as the hands are held up pointing to the sky

**"Genesis 1"**—hold one finger up

**"16"**—hold up three fingers (make sure it's the middle three fingers) and twist the wrist

Do this a few times with the children. Make it fun for them to do the motions and say the words. Involving them in active learning is essential for memorization.

## **Activity: Bible Verse Cake Walk**

Before you start the game, tape the numbered half sheets of paper on the floor in a large circle (one for each child in class; for example, for eight children use the half sheets numbered 1 through 8).

Put the small numbered strips of paper into the bowl, with numbers on them corresponding to the number of children you have in class that day

Tell the children, “You are all going to stand by a number on the floor. I will start the music and you will all walk around the circle. When the music stops, you stop by a number. I will then pull a number out of this bowl and whoever is standing by the matching number says or signs the Bible verse we just learned (Genesis 1:16).”

## **Evaluation**

Put the children into four groups and assign each group a day of Creation. Each group must be able to tell the teacher what God created on that day of Creation. If you have time, assign the groups a different day of Creation (doing this four times so that each group will have explained each day of Creation).

# The Days of Creation

8-unit Bible curriculum for kids



## Lesson 6

### Creation Day Five

Use this lesson plan to teach kids about the fifth day of Creation when God made the birds and sea animals. This children's church lesson plan was first written for children age 5 – 11. It could also be used as the Bible lesson for children's Sunday school. Be sure to consider your own ministry context and modify it as needed.

**Bible Story:** The fifth day of Creation from Genesis 1:20-23

**Learning Objectives:** After this lesson, the children will demonstrate an understanding of what God created on the first through fifth days of Creation by working in groups and explaining it to the teacher.

**Target Age:** Kindergarten – 5<sup>th</sup> Grade

**Items Needed:**

- Bible: Genesis 1:20-23. There is a detailed account of these verses below to help emphasize the importance of these few verses.
- White board, white board markers, half sheet of paper for each child, colored markers for paper
- Each word of the Bible verse written on a separate piece of paper, tape

## **Worship**

- You can print off the “Creation Songs” included in this curriculum and use them to lead the children to sing before the Bible lesson.

## **Teaching Plan: The Fifth Day of Creation**

### **Bible Lesson Introduction: Review Creation Days One Through Four**

Following are some questions to review what God created on the first, second, third, and fourth days of Creation. The answers are in italics.

- What did God create on the first day of Creation? *Heavens, earth, light.*
- What did God create on the second day of Creation? *The sky to separate the water.*
- What did God create on the third day of Creation? *Land, plants with seeds, plants with fruit with seeds.*
- What did God create on the fourth day of Creation? *The sun, moon and stars.*

## **Bible Lesson**

Have the children open their Bibles to Genesis 1:2-23. To help them find it, use the following questions. Answers are in italics.

- What is the first book of the Bible? *Genesis*
- Which part of the Bible is Genesis in? *Old Testament*

Read Genesis 1:20-23 aloud to the children.

God said, “Let the seas be filled with living things. Let birds fly above the earth across the huge space of the sky.” So God created the great sea creatures. He created every kind of living thing that fills the seas and moves about in them. He created every kind of bird that flies. And God saw that it was good. God blessed them. He said, “Have little ones so that there will be many of you. Fill the water in the seas. Let there be more and more birds on the earth.” There was evening, and there was morning. It was day five. (NIRV)

### **Discuss the Bible Reading**

**“God said, ‘Let the seas be filled with living things.’”**

God waits until the fifth day to create something that is living and breathing. Why do you think that is? (Allow for responses.) He needed the earth to be just right so that the animals could survive. Here He makes all of the animals that live in the water.

**“Let birds fly above the earth across the huge space of the sky.”**

God not only creates fish and things that live in the water, but now there are birds for the sky.

**“So God created the great sea creatures. He created every kind of living thing that fills the seas and moves about in them.”**

God didn’t just create a few kinds of creatures for the water. No, He made “all kinds of them.” Just think of the imagination of God. I could probably come up with a few kinds, but think about the hundreds, maybe even thousands, of types of things that live in the waters. What an amazing God we have!

**“He created every kind of bird that flies.”**

He didn’t just create the fish, but the birds too. Again, think about the different species of birds that there are. God spoke them into existence. He made their bodies to work and fly, with just words!

**“And God saw that it was good.”**

He looked at His creation and saw, again, that it was good. It’s okay to look at a job well done, and feel good about it. That’s not prideful or bad. What’s bad is when you brag about your work or when you look down on others because of their work.

**“God blessed them.”**

This was God’s first blessing. He gave His first blessing to animals.

**“He said, ‘Have little ones so that there will be many of you. Fill the water in the seas. Let there be more and more birds on the earth.’”**

So what this is saying is that the oceans and sky weren’t full of animals. He must have made the different types, and then they multiplied to make more.

**“There was evening, and there was morning. It was day five.”**

God did a lot on the fifth day. He made all of the animals in the waters in the sky.

## **Bible Lesson Activities**

Use the following activities to reinforce the learning goals. If time is short, move on to the evaluation portion of the lesson plan.

### **Activity: Types of Animals**

We are going to make a list of all of the birds and animals in the waters that we can think of. (Do so on the white board.)

That’s quite a lot of animals. There are hundreds more that we didn’t think of. This just shows us the vast, huge, mind of God. He actually thought of all of these animals and made them all different in some way.



I want you to create your own animal for the water or for the sky. You are each going to get your own paper and markers and I want you to create a new animal. The rules are that it has to be appropriate for church and that it lives in the water or flies in the sky.

- Give each child a piece of paper and access to markers and let them create.
- If you have time, let them share their creations.

### **Activity: Bible Verse Memorization**

“He created every kind of living thing that fills the seas and moves about in them. He created every kind of bird that flies.” Genesis 1:21 (NIRV)

Have the children do the following hand motions while repeating the words after you, to help them learn the Bible verse:

“**He**”—hold hand up with fingers towards the sky...the hand is raised to the heavens and then downward in a sign of respect

“**created**”—the fists twist on top of one another, as if they were putting something together

“**every living thing**”—move the hand to mimic the movement of a fish tail

“**that fills the seas and moves about in them**”—hold three fingers up and tap the chin

“**He**”— hold hand up with fingers towards the sky...the hand is raised to the heavens and then downward in a sign of respect

“**created**”— the fists twist on top of one another, as if they were putting something together

“**every kind of bird**”—the thumb and forefinger mimic the action of a bird’s beak

“**that flies**”—move arms like the flapping wings of a bird

**“Genesis 1”**—hold up one finger

**“21”**—hold index finger out and push thumb into it

Do this a few times with the children. Make it fun for them to do the motions and say the words. Involving them in active learning is essential for memorization.

### **Activity: Missing Words**

- Before you start the game, tape the Bible verse up onto a wall, with the words in the correct order.
- Have the children read the Bible verse from the wall.
- Each time the children read the Bible verse, remove one of the words from the wall, and have them read the Bible verse again, filling in the missing word from memory
- Repeat this until the children have recited the Bible verse without any of the words remaining on the wall.

### **Evaluation**

Put the children into five groups and assign each group a day of Creation. Each group must be able to tell the teacher what God created on that day of Creation. If you have time, assign the groups a different day of Creation (doing this five times so that each group will have explained each day of Creation.)

# The Days of Creation

8-unit Bible curriculum for kids



## Lesson 7

### Creation Days Six & Seven

This children's church lesson plan was first written for children age 5 – 11. It covers the final two days of Creation when God makes man on the sixth day and then rests on the seventh. This material could also be used as the Bible lesson for children's Sunday school. Be sure to consider your own ministry context and modify it as needed.

**Bible Story:** The six and seventh days day of Creation from Genesis 1:24-2:3

**Learning Objectives:** After this lesson, the children will demonstrate an understanding of what God created on the sixth and seventh days of creation by playing Pictionary.

**Target Age:** Kindergarten – 5<sup>th</sup> Grade

Items Needed:

- Bible: Genesis 1:24-2:3. There is a detailed account of these verses below to help emphasize the importance of these few verses.
- 1 straw per child, 1 bag of large marshmallows, 1 bag of small marshmallows, 1 bag of pretzel sticks, 4 trays, 1 paper plate per child, extra marshmallows and pretzel sticks to snack on
- Each word of the Bible verse Genesis 1:27 written on individual index cards (2 sets in 2 different colors), 2 rolls of tape, colored markers
- Whiteboard, whiteboard markers and eraser or cloth

### **Worship**

- You can print off the simple “Creation Songs” included in this curriculum and use them to lead the children to sing before the Bible lesson.

## **Teaching Plan: The Sixth and Seventh Days of Creation**

### **Bible Lesson Introduction: Review Creation Days One Through Five**

Following are some questions to review what God created on the first through fourth days of Creation. The answers are in italics.

- What did God create on the first day of creation? *Heavens, earth, light.*
- What did God create on the second day of creation? *The sky to separate the water.*
- What did God create on the third day of creation? Land, plants with seeds, plants with fruit with seeds.
- What did God create on the fourth day of creation? *The sun, moon and stars.*
- What did God create on the fifth day of creation? *Birds and the animals in the waters.*

### **Bible Lesson**

Have the children open their Bibles to Genesis 1:24-2:2. To help them find it, use the following questions. Answers are in italics.

- What is the first book of the Bible? *Genesis*
- Which part of the Bible is Genesis in? *Old Testament*

Read Genesis 1:24-2:3 aloud to the children.

God said, “Let the land produce every kind of living creature. Let there be livestock, and creatures that move along the ground, and wild animals.” And that’s exactly what happened. God made every kind of wild animal. He made every kind of livestock. He made every kind of creature that moves along the ground. And God saw that it was good.

Then God said, “Let us make human beings so that they are like us. Let them rule over the fish in the seas and the birds in the sky. Let them rule over the livestock and all the wild animals. And let them rule over all the creatures that move along the ground.”

So God created human beings in his own likeness. He created them to be like himself. He created them as male and female.

God blessed them. He said to them, “Have children so that there will be many of you. Fill the earth and bring it under your control. Rule over the fish in the seas and the birds in the sky. Rule over every living creature that moves along the ground.”

Then God said, “I am giving you every plant on the face of the whole earth that produces its own seeds. I am giving you every tree that has fruit with seeds in it. All of them will be given to you for food. I am giving every green plant as food for all the land animals and for all the birds in the sky. I am also giving the plants to all the creatures that move along the ground. I am giving them to every living thing that breathes.” And that’s exactly what happened.

God saw everything he had made. And it was very good. There was evening, and there was morning. It was day six.

So the heavens and the earth and everything in them were completed.

By the seventh day God had finished the work he had been doing. So on that day he rested from all his work. God blessed the seventh day and made it holy. He blessed it because on that day he rested from all the work he had done. (NIRV)

## **Discuss the Bible Reading**

The following discussion is given as a guide; be sure to personalize your teaching for the needs of your class.

**“God said, ‘Let the land produce every kind of living creature.’”**

Now God is creating life on land.

**“Let there be livestock, and creatures that move along the ground, and wild animals.”**

God is always very specific about the animals that He creates. He listed livestock, creatures that move along the ground and wild animals. He didn't just say, “Let there be animals.” No. He listed the kinds of animals that He wanted to create.

**“And that's exactly what happened. <sup>25</sup> God made every kind of wild animal. He made every kind of livestock. He made every kind of creature that moves along the ground.”**

Things happen the way God wants them to.

**“And God saw that it was good.”**

This shows us, again, that it is okay to be proud of ourselves for a job well done.

**“Then God said, ‘Let us make human beings so that they are like us.’”**

Man is finally created. Man is the last thing that God created. Notice how God says, “Let us...” He didn't say, “Let me...” He was referring to the Trinity: God the Father, God the Son (Jesus) and God the Spirit (the Holy Spirit). They were all there at the beginning. Just because we don't “see” Jesus or the Holy Spirit until later in the Bible, doesn't mean that they weren't there for Creation. They are and always have been three in one.

**“Let them rule over the fish in the seas and the birds in the sky. Let them rule over the livestock and all the wild animals. And let them rule over all the creatures that move along the ground.”**

God is making sure that man is at the “top” of His creation. Man is to rule over everything else in Creation.

**“So God created human beings in his own likeness. He created them to be like himself. He created them as male and female.”**

Wow! God created us in His image or likeness! We are the only things of Creation that were created in in His image. This means that we have a soul. No other animals can think, act or feel like we do.

**“God blessed them.”**

God blessed man just like He blessed the animals on day five.

**“He said to them, “Have children so that there will be many of you. Fill the earth and bring it under your control.””**

He only created two people: one man and one woman. It was their “duty” to fill the earth.

**“Rule over the fish in the seas and the birds in the sky. Rule over every living creature that moves along the ground.””**

God told the people what their “duty” was. He wanted to make sure that they knew that they would rule over the rest of Creation.

**“Then God said, “I am giving you every plant on the face of the whole earth that produces its own seeds. I am giving you every tree that has fruit with seeds in it. All of them will be given to you for food.””**

God had to create man last so that everything else would be in place in order for man to be able to survive. That shows us that God is a god of order. He had a plan for Creation just like He has a plan for each of our lives. Man has food to eat. Notice how God gave the man the plants to eat. He says nothing about animals to eat. This doesn't come about until man sins later in the Bible.

**“I am giving every green plant as food for all the land animals and for all the birds in the sky. I am also giving the plants to all the creatures that move along the ground. I am giving them to every living thing that breathes.””**

He wanted the man to know that the animals could eat the plants too.

**“And that’s exactly what happened. God saw everything he had made. And it was very good.”**

Again, God is pleased with His creation. But, notice how God says that it was “very good.” This is the first time that He said anything was very good. He was proud of His work until now, but it wasn’t complete. Once He completed His creation, then it was “very good.”

**“There was evening, and there was morning. It was day six.”**

Six days to create everything! Wow!

**“So the heavens and the earth and everything in them were completed. By the seventh day God had finished the work he had been doing.”**

It only took God six days to create the world and everything in it. That’s less than a week. What do you get done in six days? None of us could get that much completed. Some people question whether God’s days were longer than our days. There is no evidence to support this theory. Why would God create our days to be different from His days? God literally had six 24-hour days to create the world.

**“So on that day he rested from all his work.”**

God rested? God did a lot of work and so He rested. God shows us that it’s okay to rest. Some people think that they have to keep going all of the time, but that’s not biblical. God rested, which means that it’s okay for us to rest. The problem is when people rest too much or work too much. You need to find a balance of work and rest.

**“God blessed the seventh day and made it holy.”**

This is why we are supposed to rest one day a week and keep it holy.

**“He blessed it because on that day he rested from all the work he had done.”**

Again, it is just stating that God rested after all of His work. I think He deserves it, don’t you?



## Bible Lesson Activities

Use the following activities to reinforce the learning goals. If time is short, move on to the evaluation portion of the lesson plan.

### Activity: Marshmallow People

What did God create last? (Allow for responses.) God waited until the end to make us. He wanted everything else to be just right until He brought us into the world. We are going to make people, too! Ours will be out of marshmallows, though.

- Give each child a paper plate and a straw.
- Put the marshmallows and pretzels (separated) onto the trays and put them in the middle of the room or on a table accessible to the children.
- Put the extra marshmallows and pretzels on a tray and put it at the front of the room for the children to snack on.
- Let them create their own people with the marshmallows and pretzels.
- Make sure that they know that there are extra marshmallows and pretzels to snack on so they don't eat the craft materials.

### Activity: Bible Verse Memorization

“So God created man in his own likeness.” Genesis 1:27 (NIRV)

Have the children do the following hand motions along with repeating the words after you, to help them learn the Bible verse:

“**So God**”—hold hand up with fingers towards the sky...the hand is raised to the heavens and then downward in a sign of respect

“**created**”—the fists twist on top of one another, as if they were putting something together

“**man**”—the hand grasps the visor of a cap in the position that is commonly used to indicate the concept of male

**“in his”**—hold hand up with fingers towards the sky...the hand is raised to the heavens and then downward in a sign of respect

**“own likeness”**—the fists, with the thumb out, outline the shape of a body

**“Genesis 1”**—hold up one finger

**“27”**—(2 motions) hold hand up with index finger and thumb in an “L” shape and then touch the ring finger to the thumb

Do this a few times with the children. Make it fun for them to do the motions and say the words. Involving them in active learning is essential for memorization.

### **Activity: Missing Words**

- Split the children into two groups.
- Assign each group a color (one of the two colors that the Bible verse Genesis 1:27 is written on).
- Have the children close their eyes while you hide all of the Bible verse pieces around the room.
- Have the children find all of their pieces (they must not touch the other group’s pieces).
- When they have all of their pieces (11 in all, including the reference “*Genesis 1:27*”) they have to tape them together.
- After their Bible verse is taped together, have them flip their cards over and draw a picture of what the Bible verse means to them on the other side.
- Let each group show and explain their pictures.

### **Evaluation**

**Sixth and Seventh Day Pictionary:** Let each child have a turn. Each child needs to think of something that was created on the sixth or seventh days of Creation and then draw it while trying to get the other children to guess what it is.

# The Days of Creation

8-unit Bible curriculum for kids



## Lesson 8

### Review of the Creation Days

This lesson completes our series. This children's church lesson plan was first written for children age 5 – 11. It could also be used as the Bible lesson for children's Sunday school. Be sure to consider your own ministry context and modify it as needed.

**Bible Story:** The Story of Creation from Genesis 1:1, 3, 5, 6, 8, 9, 11, 13, 16, 19, 21, 23, 24, 27, 31 and 2:2

**Learning Objectives:** After this lesson, the children will demonstrate the understanding of all that God created by making up motions to go with each day of Creation.

**Target Age:** Kindergarten – 5<sup>th</sup> Grade

**Items Needed:**

- Bible: Genesis 1:1, 3, 5, 6, 8, 9, 11, 13, 16, 19, 21, 23, 24, 27, 31 and 2:2
- Play-dough
- Paper, crayons
- For each child:
  - 1 large paper plate (marked off into 8 sections like a pizza, and numbered 1-8)
  - “Creation” written on a slip of paper
  - Black paper and white paper (1st day – dark/light)
  - Pictures or stickers of water droplets and a cotton ball for clouds (2nd day – water/sky)
  - Flower and tree branch, or pictures/stickers of these) (3rd day – plants/trees)
  - Sun and moon pictures and star stickers (4th day – sun, moon and stars)
  - Goldfish crackers and bird pictures or stickers (5th day – fish/birds)
  - Animal crackers and paper dolls (6th day – land animals and people), a cotton ball for pillow (7th day – God rested), glue
- Basket, cards with different actions (pat your head, skip across the room, lay on the floor, turn around in a circle, jump up and down, stand on a chair, etc.)

**Worship Songs:** You can print use our simple “Creation Songs” sheet included with this curriculum and use them to lead the children in song before the Bible lesson.

## **Teaching Plan: Creation Review Lesson**

### **Bible Lesson Introduction: Review**

Quiz the children to see how much they recall from the previous lessons. Make it fun and reward the kids with positive affirmation.

- What did God create on the first day of Creation? *Heavens, earth, light.*
- What did God create on the second day of Creation? *The sky to separate the water.*
- What did God create on the third day of creation? *Land, plants with seeds, plants with fruit with seeds.*
- What did God create on the fourth day of Creation? *The sun, moon and stars.*
- What did God create on the fifth day of Creation? *Birds and the animals in the waters.*

- What did God create on the sixth day of Creation? *Land animals and humans.*
- What did God do on the seventh day of creation? *He Rested.*

## **Bible Lesson**

Have the children open their Bibles to Genesis 1:1, 3, 5, 6, 8, 9, 11, 13, 16, 19, 21, 23, 24, 27, 31 and 2:2. To help them find it, use the following questions. Answers are in italics.

- What is the first book of the Bible? *Genesis.*
- Which part of the Bible is Genesis in? *Old Testament.*

Read Genesis 1:1, 5, 6, 8, 10, 11, 16, 21, 24, 27 and 2:2 aloud to the children.

In the beginning God created the heavens and the earth. (1:1) ... God said, “Let there be light,” and there was light. (1:3)... God called the light “day.” He called the darkness “night.” There was evening, and there was morning. It was day one. (1:5)

God said, “Let there be a huge space between the waters. Let it separate water from water.” (1:6) ... God called the huge space “sky.” There was evening, and there was morning. It was day two. (1:8)

God said, “Let the water under the sky be gathered into one place. Let dry ground appear.” And that’s exactly what happened. (1:9)... Then God said, “Let the land produce plants. Let them produce their own seeds. And let there be trees on the land that grow fruit with seeds in it. Let each kind of plant or tree have its own kind of seeds.” And that’s exactly what happened. (1:11) ... There was evening, and there was morning. It was day three.... (1:13)

God made two great lights. He made the larger light to rule over the day and the smaller light to rule over the night. He also made the stars. (1:16) ... There was evening, and there was morning. It was day four.... (1:19)

So God created the great sea creatures. He created every kind of living thing that fills the seas and moves about in them. He created every kind of bird that flies. (1:21) ... There was evening, and there was morning. It was day five. (1:23)

God said, “Let the land produce every kind of living creature. Let there be livestock, and creatures that move along the ground, and wild animals...” (1:24) So God created human beings in his own likeness. He created them to be like himself. He created them as male and female.... (1:27) God saw everything he had made. And it was very good. There was evening, and there was morning. It was day six. (1:31)

By the seventh day God had finished the work he had been doing. So on that day he rested from all his work. (2:2) (NIRV)

## **Illustrate the Bible Reading**

- Give each child a piece of paper and some crayons
- Go through the Bible story again and have the children draw a picture of Creation as it happens.

## **Bible Lesson Activities**

Use the following activities to reinforce the learning goals. If time is short, move on to the evaluation portion of the lesson plan.

### **Activity: Creation Wreath**

- Give each child a plate and explain that they are going to make a Creation wreath to show what God did on each day of Creation.
- Let the children glue on the “Creation” slip of paper in one section of the plate.
- Go through each day with the children, having them tell you what was created on that day and giving them only what is needed for each day.
- As you give each child what they need for each day of creation, talk about what God did on that day.
- When you’re finished, have the children tell you the story of Creation using their wreaths!

### **Activity: Bible Verse Memorization**

“God saw everything he had made. And it was very good.” Genesis 1:31 (NIRV)

Have the children do the following hand motions along with repeating the words after you, to help them learn the Bible verse:

**“God”**— hold hand up with fingers towards the sky...the hand is raised to the heavens and then downward in a sign of respect

**“saw”**—hold two fingers (in a “v” shape) and move it forward to indicate that the eyes are looking at something

**“everything”**—the hand moves in a circle and then ends up in the palm of the other hand to show that everything (all) is included

**“He”**— hold hand up with fingers towards the sky...the hand is raised to the heavens and then downward in a sign of respect

**“had made”**— the fists twist on top of one another, as if they were putting something together

**“And it was very good”**—the movement of the hand up the chest represents that a person’s spirits are high (that a person is happy)

**“Genesis 1”**—hold up one finger

**“31”**—(2 motions) hold thumb, index and middle fingers up—then hold one finger up

Do this a few times with the children. Make it fun for them to do the motions and say the words. Involving them in active learning is essential for memorization.

## **Activity**


Fold up the cards and put them in the basket before playing. Give each child a turn to choose a card from the basket, do the action written on their card, and say their Bible verse while doing the action.

## Evaluation


- Put the children into 7 groups (it's okay if they are not equal numbers of children in each group).
- Assign each group a number from 1 to 7. The group's number corresponds to the day of Creation.
- Tell each group that they need to come up with a motion to explain what God did on their day of Creation.
- Give them a few minutes to come up with their motions.
- Have the groups show their motions to the rest of the group (in order).
- If you have time, have all of the children do all of the motions.















Mandy Groce '10

<http://ministry-to-children.com>








Mandy Groce

<http://ministry-to-children.com>








Mandy Groce '10

ministry-to-children.com







filled

FOR THE EARTH WILL BE

WITH THE KNOWLEDGE

OF THE GLORY OF THE

... **LORD** ...


AS THE WATERS COVER THE SEA.

HABAKKUK 2:14

I praise you God,

for I am  
fearfully and  
wonderfully  
made.

Psalm 139:14




I praise you God, .....




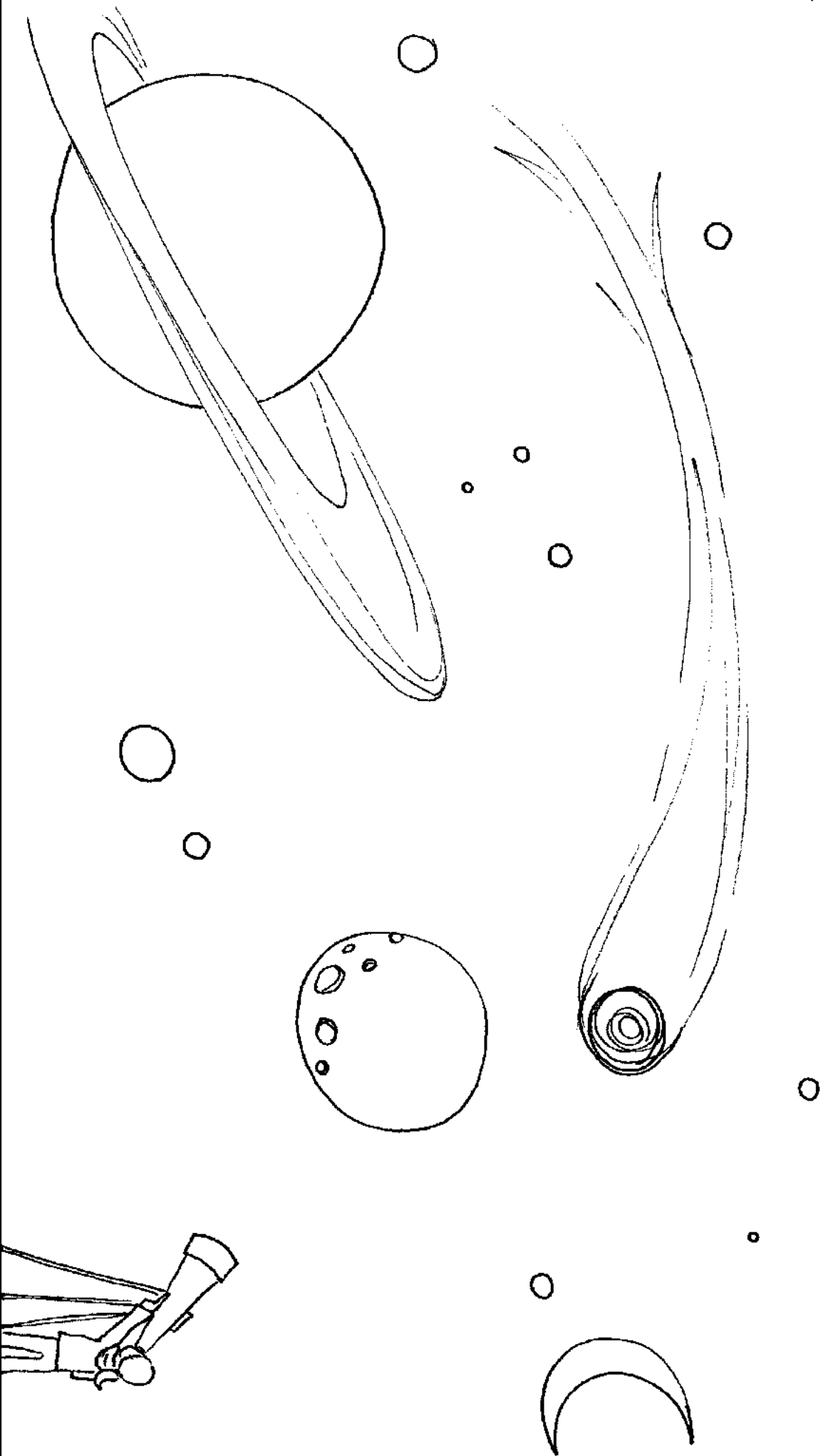
for I am fearfully  
and wonderfully  
made.

Psalm 139:14



# Genesis



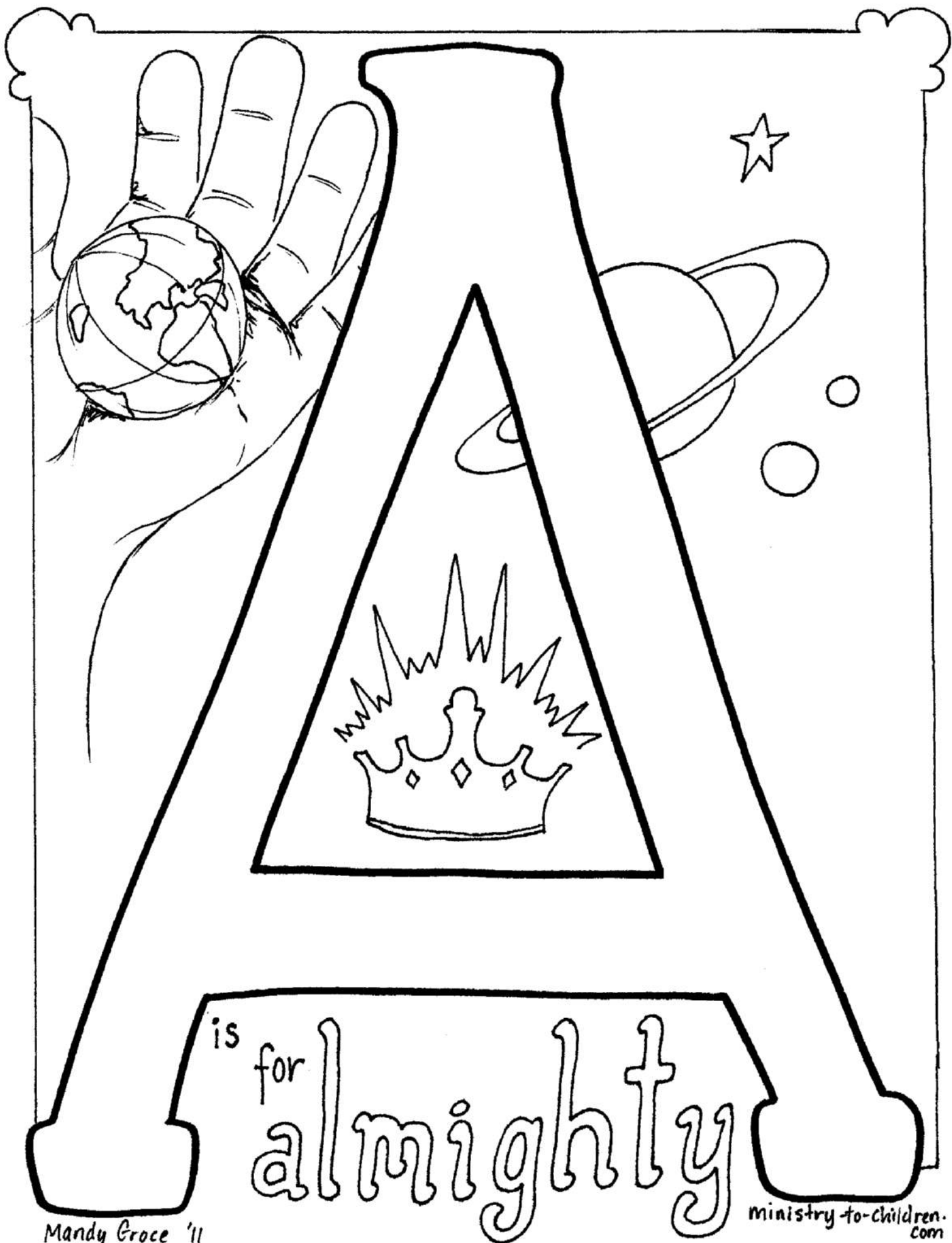


☆☆☆☆☆☆☆☆☆☆☆☆☆☆☆☆☆☆☆☆☆☆☆☆☆☆☆☆☆☆

The Heavens declare the glory of God.

Psalms 19:1













Mandy Groce '10

ministry-to-children.com



Mandy Groce '15


[ministry.to-children.com](http://ministry.to-children.com)





Chilly, freezy  
**winter days**

a perfect chance  
to give **God**  
praise



Mandy Groce '10

ministry-to-children.com

# The Beginning

Use the code below to learn about the beginning.

1	2	3	4	5	6	7	8	9	10	11	12	13	14	15	16	17	18	19	20	21	22	23	24	25	26
a	b	c	d	e	f	g	h	i	j	k	l	m	n	o	p	q	r	s	t	u	v	w	x	y	z

9 14 20 8 5 2 5 7 9 14 14 9 14 7 7 15 4

3 18 5 1 20 5 4 20 8 5 8 5 1 22 5 14 19

1 14 4 20 8 5 5 1 18 20 8

7 5 14 5 19 9 19 1:1



# Creation: Day 1

Use this code to find out what God created on the first day of creation.

1	2	3	4	5	6	7	8	9	10	11	12	13	14	15	16	17	18	19	20	21	22	23	24	25	26
a	b	c	d	e	f	g	h	i	j	k	l	m	n	o	p	q	r	s	t	u	v	w	x	y	z

20 8 5 14 7 15 4 19 1 9 4 " 12 5 20

20 8 5 18 5 2 5 12 9 7 8 20 "; 1 14 4 20 8 5 18 5

23 1 19 12 9 7 8 20 1 14 4 7 15 4 19 1 23 20 8 1 20

20 8 5 12 9 7 8 20 23 1 19 7 15 15 4 ; 1 14 4 7 15 4

19 5 16 1 18 1 20 5 4 20 8 5 12 9 7 8 20 6 18 15 13

20 8 5 4 1 18 11 14 5 19 19 .

7 5 14 5 19 9 19 1:3-4

## Creation: Day 1

### Teacher's Guide

Then God said, "Let there be light"; and there was light. And God saw that the light was good; and God separated the light from the darkness.

Genesis 1:3-4

## Creation: Day 2

Use this code to find out what God created on the second day of creation.

1	2	3	4	5	6	7	8	9	10	11	12	13	14	15	16	17	18	19	20	21	22	23	24	25	26
a	b	c	d	e	f	g	h	i	j	k	l	m	n	o	p	q	r	s	t	u	v	w	x	y	z

1 14 4 7 15 4 13 1 4 5 20 8 5 5 24 16 1 14 19 5

1 14 4 19 5 16 1 18 1 20 5 4 20 8 5 23 1 20 5 18 19

23 8 9 3 8 23 5 18 5 2 5 12 15 23 20 8 5

5 24 16 1 14 19 5 6 18 15 13 20 8 5 23 1 20 5 18 19

23 8 9 3 8 23 5 18 5 1 2 15 22 5 20 8 5

5 24 16 1 14 19 5; 1 14 4 9 20 23 1 19 19 15

7 5 14 5 19 9 19 1:7

Creation: Day 2  
Teacher's Guide

And God made the expanse, and separated the waters which were below the expanse from the waters which were above the expanse; and it was so.

Genesis 1:7

## Creation: Day 3

Use this code to find out what God created on the third day of creation.

1	2	3	4	5	6	7	8	9	10	11	12	13	14	15	16	17	18	19	20	21	22	23	24	25	26
a	b	c	d	e	f	g	h	i	j	k	l	m	n	o	p	q	r	s	t	u	v	w	x	y	z

20 8 5 14 7 15 4 19 1 9 4 " 12 5 20 20 8 5

23 1 20 5 18 19 2 5 12 15 22 20 8 5 8 5 1 22 5 14 19

2 5 7 1 20 8 5 18 5 4 9 14 20 15 15 14 5

16 12 1 3 5 1 14 4 12 5 20 20 8 5 4 18 25 12 1 14 4

1 16 16 5 1 18 " ; 1 14 4 9 20 23 1 19 19 15 20 8 5 14

7 15 4 19 1 9 4 " 12 5 20 20 8 5 5 1 18 20 8

19 16 18 15 21 20 22 5 7 5 20 1 20 9 15 14 16 12 1 14 20 19

19 5 5 4 1 14 4 6 18 21 9 20 20 18 5 5 19

2 5 1 18 9 14 7 6 18 21 9 20 1 6 20 5 18 20 8 5 9 18

11 9 14 4 23 9 20 8 19 5 5 4 9 14 20 8 5 13 15 14

20 8 5 5 1 18 20 8 1 14 4 9 20 23 1 19 19 15 ;

7 5 14 5 19 9 19 1: 9 & 11

## Creation: Day 3

### Teacher's Guide

Then God said, "Let the waters below the heavens be gathered into one place, and let the dry land appear"; and it was so. Then God said, "Let the earth sprout vegetation, plants yielding seed, and fruit trees bearing fruit after their kind, with seed in them, on the earth"; and it was so.

Genesis 1: 9 & 11

## Creation: Day 4

Use this code to find out what God created on the fourth day of creation.

1	2	3	4	5	6	7	8	9	10	11	12	13	14	15	16	17	18	19	20	21	22	23	24	25	26
a	b	c	d	e	f	g	h	i	j	k	l	m	n	o	p	q	r	s	t	u	v	w	x	y	z

1 14 4 7 15 4 13 1 4 5 20 8 5 20 23 15 7 18 5 1 20

12 9 7 8 20 19 20 8 5 7 18 5 1 20 5 18 12 9 7 8 20

20 15 7 15 22 5 18 14 20 8 5 4 1 25 1 14 4 20 8 5

12 5 19 19 5 18 12 9 7 8 20 20 15 7 15 22 5 18 14

20 8 5 14 9 7 8 20 8 5 13 1 4 5 20 8 5

19 20 1 18 19 1 12 19 15

7 5 14 5 19 9 19 1: 16



Creation: Day 4  
Teacher's Guide

And God made the two greater lights, the greater light to govern the day, and the lesser light to govern the night; He made the stars also.

Genesis 1:16

# Creation: Day 5

Use this code to find out what God created on the fifth day of creation.

1	2	3	4	5	6	7	8	9	10	11	12	13	14	15	16	17	18	19	20	21	22	23	24	25	26
a	b	c	d	e	f	g	h	i	j	k	l	m	n	o	p	q	r	s	t	u	v	w	x	y	z

20 8 5 14 7 15 4 19 1 9 4 " 12 5 20 20 8 5

23 1 20 5 18 19 20 5 5 13 23 9 20 8 19 23 1 18 13 19

15 6 12 9 22 9 14 7 3 18 5 1 20 21 18 5 19 1 14 4

12 5 20 2 9 18 4 19 6 12 25 1 2 15 22 5 20 8 5

5 1 19 20 8 9 14 20 8 5 15 16 5 14 5 24 17 1 14 19 5

15 6 20 8 5 8 5 1 22 5 14 19 "

7 5 14 5 19 9 19 1:20

Creation: Day 5  
Teacher's Guide

Then God said, "Let the waters teem with swarms of living creatures, and let birds fly above the earth in the open expanse of the heavens."

Genesis 1:20

## Creation: Day 6

Use this code to find out what God created on the sixth day of creation.

1	2	3	4	5	6	7	8	9	10	11	12	13	14	15	16	17	18	19	20	21	22	23	24	25	26
a	b	c	d	e	f	g	h	i	j	k	l	m	n	o	p	q	r	s	t	u	v	w	x	y	z

20 8 5 14 7 15 4 19 1 9 4 " 12 5 20 20 8 5

5 1 18 20 8 2 18 9 14 7 6 15 18 20 8 12 8 22 8 14 7

3 18 5 1 20 21 18 5 19 1 6 20 5 18 20 8 5 9 18

11 9 14 4 : 3 1 20 20 12 5 1 14 4 3 18 5 5 16 9 14 7

20 8 9 14 7 19 1 14 4 2 5 1 19 20 19 15 6 20 8 5

5 1 18 20 8 1 6 20 5 18 20 8 5 9 18 11 9 14 4 " ,

1 14 4 9 20 23 1 19 19 15 . 1 14 4 7 15 4

3 19 5 1 20 5 4 13 1 14 8 14 8 9 19 15 23 14

9 13 1 7 5 , 8 14 20 8 5 9 13 1 7 5 15 6 7 15 4

$\frac{8}{5}$     $\frac{3}{19}$     $\frac{5}{1}$     $\frac{20}{5}$     $\frac{4}{8}$     $\frac{9}{13}$  ;    $\frac{13}{1}$     $\frac{12}{5}$     $\frac{1}{14}$     $\frac{4}{4}$

$\frac{6}{5}$     $\frac{13}{1}$     $\frac{12}{5}$     $\frac{8}{5}$     $\frac{3}{19}$     $\frac{5}{1}$     $\frac{20}{5}$     $\frac{4}{20}$     $\frac{8}{5}$     $\frac{13}{13}$  .

$\frac{7}{5}$     $\frac{14}{5}$     $\frac{19}{9}$     $\frac{19}{19}$    1: 24 & 27

## Creation: Day 6

### Teacher's Guide

Then God said, "Let the earth bring forth living creatures after their kind: cattle and creeping things and beasts of the earth after their kind"; and it was so. And God created man in His own image, in the image of God He created him; male and female He created them.

Genesis 1:24 & 27

# Creation: Day 7

Use this code to find out what God created on the seventh day of creation.

1	2	3	4	5	6	7	8	9	10	11	12	13	14	15	16	17	18	19	20	21	22	23	24	25	26
a	b	c	d	e	f	g	h	i	j	k	l	m	n	o	p	q	r	s	t	u	v	w	x	y	z

1 14 4 2 25 20 8 5 19 5 22 5 14 20 8 4 1 25

7 15 4 3 15 13 16 12 5 20 5 4 8 9 19 23 15 18 11

23 8 9 3 8 8 5 8 1 4 4 15 14 5 ; 1 14 4 8 5

18 5 19 20 5 4 15 14 20 8 5 19 5 22 5 14 20 8 4 1 25

6 18 15 13 1 12 12 8 9 19 22 15 18 11 23 8 9 3 8 8 5

8 1 4 4 15 14 5

7 5 14 5 19 9 19 2:2

## Creation: Day 7

### Teacher's Guide

And by the seventh day God completed His work which He had done; and He rested on the seventh day from all His work which He had done.

Genesis 2:2



# GOD'S GOOD CREATION COLORING BOOK

## TEACHER TALKING POINTS | SUGGESTED BIBLE VERSES



**The Sunday  
School Store**

Each page in this coloring book illustrates the power and goodness of God that is displayed in his work of creation. Use these conversation starters to get kids talking while they color the sheets. Questions are open ended to encourage deeper thinking and verbal expression. This is not a quiz. Always affirm a child's answer, even if you need to redirect and offer a more correct response. You could say, "That's a good guess, but ...." or offer praise, "Wow, that's a very smart answer, but ...."

The goal is building a relationship with each your students through conversation. Use these questions as a starting point, but please follow the natural flow of conversation as you talk with your students. When possible join in the coloring with the children or walk around the room to encourage their artwork.

The scripture quotes are provided in ESV for your convenience. You can easily compare other translations side-by-side on [BibleHub.com](https://BibleHub.com)

### The Four Seasons

#### Winter

- What makes winter special?
- Do you like winter? Why or why not?
- How can you see God's power in winter?

Job 38:22 "Have you entered the storehouses of the snow, or have you seen the storehouses of the hail?"

#### Summer (2 different pages)

- What are some fun things about summer?
- How is your life different in summer?
- How can you see God's power in summer?

Genesis 8:22 While the earth remains, seedtime and harvest, cold and heat, summer and winter, day and night, shall not cease."

#### Spring (2 different pages)

- What makes Spring different than Autumn?
- What connection does Spring have with Easter?
- How can Spring remind us to trust in God? (Good times will return, even in the cold of winter)

Ecclesiastes 3:1-2 For everything there is a season, and a time for every matter under heaven: <sup>2</sup> a time to be born, and a time to die; a time to plant, and a time to pluck up what is planted;

## Autumn

- What is your favorite part of Fall?
- What wisdom can we see in the cycle of Fall? (All created things will pass away)
- How can you see God's creativity in the falling leaves? (They make a thousand different colors)

Jeremiah 5:24 They do not say in their hearts, 'Let us fear the Lord our God, who gives the rain in its season, the autumn rain and the spring rain, and keeps for us the weeks appointed for the harvest.'

## Bible Verses about Creation

### The Heavens Declare the Glory of God

- How much strength would it take to make a planet?
- What can we guess about God when we see the universe is so big?
- How does that make you feel about God?

Psalm 19:1 The heavens declare the glory of God, and the sky above proclaims his handiwork.

### Book of Genesis

- What is the Bible book that tell us about the beginning?
- How could we know about the beginning if God did not tell us?
- Why do you think God wants us to understand the beginning of the world?

Genesis 1:1 In the beginning, God created the heavens and the earth.

### Fearfully and Wonderfully Made (2 different pages)

- Why do you think God made everyone different?
- How do you feel knowing that God made you special?
- What special mission or purpose do you think God is giving you?

Psalm 139:14 I praise you, for I am fearfully and wonderfully made. Wonderful are your works; my soul knows it very well.

### The Earth will Be Filled

- How can we know about God? (The Bible and by seeing what He the world he made.)
- Why do you think people do not understand about God?
- How can we show we understand the Glory of God? (Loving Him, enjoying His creation, reading His Word)

Habakkuk 2:14 For the earth will be filled with the knowledge of the glory of the Lord as the waters cover the sea.

### A is for Almighty

- What do you think the word “almighty” means?
- Why does this picture show a hand holding the world?
- How much power did God need to make the planets and stars?

2 Corinthians 6:18 ESV -- I will be a father to you, and you shall be sons and daughters to me, says the Lord Almighty.

## 7 Days of Creation

Day 1 – Let there be light (2 different pages)

- What would life be light without life?
- Are you scared of the dark? Why or why not?
- Why do you think Jesus calls himself *the light of the world*? (John 8:12)

GENESIS 1:1-5 DAY ONE. In the beginning, God created the heavens and the earth. <sup>2</sup> The earth was without form and void, and darkness was over the face of the deep. And the Spirit of God was hovering over the face of the waters. <sup>3</sup> And God said, “Let there be light,” and there was light. <sup>4</sup> And God saw that the light was good. And God separated the light from the darkness. <sup>5</sup> God called the light Day, and the darkness he called Night. And there was evening and there was morning, the first day.

Day 2 – God makes the sea and sky

- Have you ever been to see the ocean? What did you think?
- Have you ever flown in an airplane up in the sky? How did that feel?
- How much power would it take to make all the ocean & sea with only talking?

GENESIS 1:6-8 DAY TWO <sup>6</sup> And God said, “Let there be an expanse in the midst of the waters, and let it separate the waters from the waters.” <sup>7</sup> And God made the expanse and separated the waters that were under the expanse from the waters that were above the expanse. And it was so. <sup>8</sup> And God called the expanse Heaven. And there was evening and there was morning, the second day.

Day 3 – God made dry land / Let the land produce (2 different pages)

- Have you ever planted a garden? How do plants grow?
- Why do you think God made all the plants?
- What is your favorite kind of plant? Why? (i.e. trees, flowers, fruit, vegetables)

GENESIS 1:9-13 DAY THREE. <sup>9</sup> And God said, “Let the waters under the heavens be gathered together into one place, and let the dry land appear.” And it was so. <sup>10</sup> God called the dry land Earth, and the waters that were gathered together he called Seas. And God saw that it was good. <sup>11</sup> And God said, “Let the earth sprout vegetation, plants yielding seed, and fruit trees bearing fruit in which is their seed, each according to its kind, on the earth.” And it was so. <sup>12</sup> The earth brought forth vegetation, plants yielding seed according to their own kinds, and trees bearing fruit in which

is their seed, each according to its kind. And God saw that it was good. <sup>13</sup> And there was evening and there was morning, the third day.

#### Day 4 – Signs and seasons

- Which season of the year is your favorite? Why?
- If we did not have the sun, would we still need to sleep at night?
- How much power would it take to make the sun?

GENESIS 1:14-19 DAY FOUR. <sup>14</sup> And God said, “Let there be lights in the expanse of the heavens to separate the day from the night. And let them be for signs and for seasons, and for days and years, <sup>15</sup> and let them be lights in the expanse of the heavens to give light upon the earth.” And it was so. <sup>16</sup> And God made the two great lights—the greater light to rule the day and the lesser light to rule the night—and the stars. <sup>17</sup> And God set them in the expanse of the heavens to give light on the earth, <sup>18</sup> to rule over the day and over the night, and to separate the light from the darkness. And God saw that it was good. <sup>19</sup> And there was evening and there was morning, the fourth day.

#### Day 5 and 6 – God filled the creation / God made the animals (2 different pages)

- What is your favorite type of animal?
- Why do you think God made so many different bird, fish, and land animals?
- Have you ever tried to imagine a new animal?

GENESIS 1:20-23 DAY FIVE <sup>20</sup> And God said, “Let the waters swarm with swarms of living creatures, and let birds fly above the earth across the expanse of the heavens.” <sup>21</sup> So God created the great sea creatures and every living creature that moves, with which the waters swarm, according to their kinds, and every winged bird according to its kind. And God saw that it was good. <sup>22</sup> And God blessed them, saying, “Be fruitful and multiply and fill the waters in the seas, and let birds multiply on the earth.” <sup>23</sup> And there was evening and there was morning, the fifth day.

GENESIS 1:24-31 DAY SIX <sup>24</sup> And God said, “Let the earth bring forth living creatures according to their kinds—livestock and creeping things and beasts of the earth according to their kinds.” And it was so. <sup>25</sup> And God made the beasts of the earth according to their kinds and the livestock according to their kinds, and everything that creeps on the ground according to its kind. And God saw that it was good. <sup>26</sup> Then God said, “Let us make man in our image, after our likeness. And let them have dominion over the fish of the sea and over the birds of the heavens and over the livestock and over all the earth and over every creeping thing that creeps on the earth.” <sup>27</sup> So God created man in his own image, in the image of God he created him; male and female he created them. <sup>28</sup> And God blessed them. And God said to them, “Be fruitful and multiply and fill the earth and subdue it, and have dominion over the fish of the sea and over the birds of the heavens and over every living thing that moves on the earth.” <sup>29</sup> And God said, “Behold, I have given you every plant yielding seed that is on the face of all the earth, and every tree with seed in its fruit. You shall have them for food. <sup>30</sup> And to every beast of the earth and to every bird of the heavens and to

everything that creeps on the earth, everything that has the breath of life, I have given every green plant for food.” And it was so. <sup>31</sup> And God saw everything that he had made, and behold, it was very good. And there was evening and there was morning, the sixth day.

Day 7 God called it very good / God rested (2 different pages)

- Why do you think God rested on the 7<sup>th</sup> day? (He was not tired but wanted to enjoy his work.)
- What happened to God’s good creation to make it not so perfect anymore? (Sin and suffering because of the fall – but it is still good in many ways)
- How can we find ways to enjoy God’s good creation? (Play outside, enjoy the smell and touch of plants, care for our pets, make less waste, take proper care of our trash)

GENESIS 2:1-3 DAY SEVEN. Thus the heavens and the earth were finished, and all the host of them. <sup>2</sup> And on the seventh day God finished his work that he had done, and he rested on the seventh day from all his work that he had done. <sup>3</sup> So God blessed the seventh day and made it holy, because on it God rested from all his work that he had done in creation.

Thank you for your purchase!

[The Sunday School Store](https://www.sundayschoolstore.com/) is an online marketplace for ministry curriculum.

You are free to print, copy, and share these pages for ministry purposes. However, you may not resell this material without written permission from the copyright holder.

All material is Copyright © by the respective creators but licensed for digital distribution through the *Sunday School Store*.



Ministry-To-Children






# Creation – Day 1

Genesis 1: 1-5

As written in the

New International Reader's Version



In the beginning, God created  
the heavens and the earth.

The earth didn't have any  
shape.


And it was empty.

Darkness was over the surface of the  
ocean.

At that time, the ocean covered the  
earth.

The Spirit of God was hovering over the  
waters.





God said, "Let there be  
light."

And there was light.



God saw that the light was  
good.



He separated the light from  
the darkness.

God called the light "day."

He called the darkness  
"night."

There was evening, and  
there was morning.

1

It was day one.

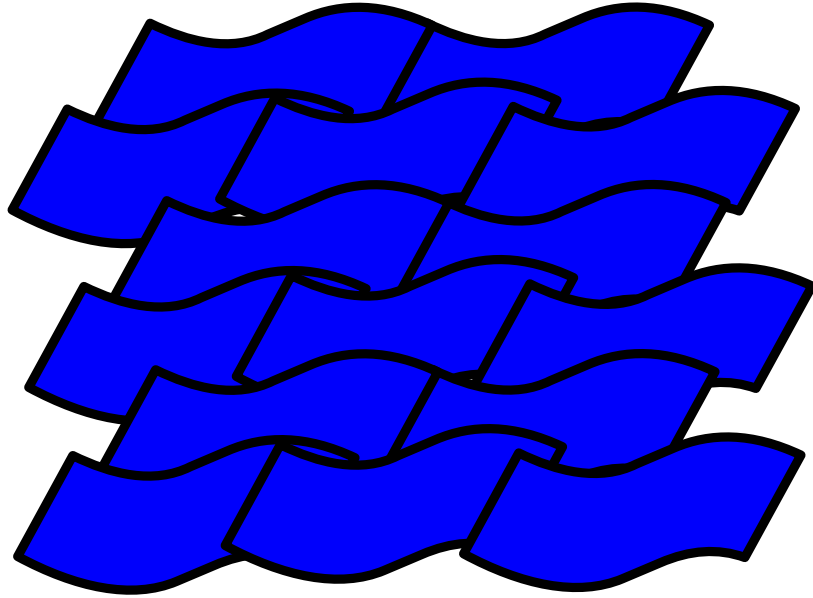


# Creation – Day 2

Genesis 1: 6-8

As written in the


New International Reader's Version



God said, "Let there be a huge space between the waters."

Let it separate water from water."

And that's exactly what happened.




God made the huge space between the waters.

He separated the water that was under the space from the water that was above it.



sky



God called the huge space  
"sky."

There was evening, and there  
was morning.

2

It was day two.




# Creation – Day 3

Genesis 1: 9-13

As written in the


New International Reader's Version



God said, "Let the water  
under the sky be gathered  
into one place.

Let dry ground appear."

And that's exactly what  
happened.



# land



# oceans

God called the dry ground  
"land."

He called the waters that  
were gathered together  
"oceans."




And God saw that it was good.



Then God said, "Let the land produce plants.

Let them bear their own seeds.






And let there be trees on the land that bear fruit with seeds in it.

Let each kind of plant or tree have its own kind of seeds."

And that's exactly what happened.



The land produced plants.

Each kind of plant had its own kind of seeds.

The land produced trees that bore fruit with seeds in it.

Each kind of tree had its own kind of seeds.



God saw that it was good.

And there was evening, and  
there was morning.

3

It was day three.





# Creation – Day 4

Genesis 1: 14-19

As written in the


New International Reader's Version



God said, "Let there be lights  
in the huge space of the sky.



Let them separate the day  
from the night.

Let them serve as signs to  
mark off the seasons and the  
days and the years.



Let them serve as lights in  
the huge space of the sky to  
give light on the earth."

And that's exactly what  
happened.




God made two great lights.

He made the larger light to rule over the day.

He made the smaller light to rule over the night.

He also made the stars.



God put the lights in the huge space of the sky to give light on the earth.

He put them there to rule over the day and the night.

He put them there to separate light from darkness.



God saw that it was good.

And there was evening, and  
there was morning.

4

It was day four.







# Creation – Day 5




Genesis 1: 20-23

As written in the

New International Reader's Version



God said, "Let the waters be filled with living things."



Let birds fly above the earth across the huge space of the sky."





So God created the great  
creatures of the ocean.

He created every living and  
moving thing that fills the  
waters.



He created all kinds of  
them.

He created every kind of  
bird that flies.



And God saw that it was good.

God blessed them.



He said, "Have little ones and increase your numbers.

Fill the water in the oceans.

Let there be more and more birds on the earth."

There was evening, and there was morning.

# 5






It was day five.



# Creation – Days 6 & 7

Genesis 1:24, 27, 31 & 2:2

As written in the  
New International Reader's Version



God said, "Let the land produce all kinds of living creatures.

Let there be livestock, and creatures that move along the ground, and wild animals.

Let there be all kinds of them."

And that's exactly what happened.



So God created man in his own likeness.

He created him in the likeness of God.

He created them as male and female.



God saw everything he had made.

And it was very good.

There was evening, and there was morning.

# 6

It was day six.

# 7



By the seventh day God had finished the work he had been doing.

So on the seventh day he rested from all of his work.




# Creation in Review

Genesis 1 - 2:2


As written in the

New International Reader's Version





First there was darkness and light.









Then there was water and sky.



Then there were dirt and trees.



Then there were was the sun and the moon.



Then God made fish & the  
birds.

Then God made the animals  
of the ground.



Then last of all, best of all,  
God made me!



Finally, God took a rest.

# **“God Made Everything”**

## **Toddler / Preschool Lessons on Creation**

This lesson plan will help toddlers and preschoolers learn about the Days of Creation. Our aim is to help younger children begin to understand the nature and power of God. The target age group is 18-24 months, but you could modify these outlines to fit your teaching setting. We recommend using this same material over the course of 4 weeks to help toddlers learn through repetition.

**Bible Passage:** Genesis 1

**Bible Lesson Title:** God made everything! God made you!

**Target Age Group:** Toddlers, age 18-24 months

**Original Teaching Context:** Toddler Sunday School or Nursery

**Supplies:** Bible. See additional activities for other supplies and preparation. You can also download any of our free coloring pages about creation to accompany this lesson plan.

With toddlers, you want to keep your lesson simple. If your class is able, get them to sit together on floor in front of you. Hold up your Bible.

**SAY:** The Bible is God’s Word. The Bible tells us that God made everything! He spoke and all things were made! God made everything! God made you! (Repeat three times.) The following activities are designed to reinforce the simple Scripture truth, encourage their development, and engage their imaginations and creativity. Choose the ones that will work best for your classroom.

## **Learning Activities:**

**“God Made You” SAY and DO:** God made everything! God made you!

God made your eyes. Where are your eyes?

God made your nose. Where is your nose?

God made your mouth. Where is your mouth?

God made your tongue. Where is your tongue?

God made your ears. Where are your ears?

God made your hair. Where is your hair?

(Continue as long as they are interested-hands, fingers, feet, toes, belly, knees, etc.)

God made everything! God made you!

## **God Made our Families**

**SUPPLIES:** Pictures of families (this would work great with actual pictures of your toddlers families if available. Instead of just saying “God made mommies”, you would say “God made \_\_\_\_\_’s mommy.”)

**DO:** Hold up picture of a family.

**SAY:** God made everything! God made our families.

**DO:** Point to each person in the family and describe them: This is a mommy. God made mommies! This is a daddy. God made daddies! This is a brother. God made brothers! This is a sister. God made sisters! This is a baby. God made babies! God made everything! God made our families.

### **God Made Our Hands; God Made Texture**

**SUPPLIES:** Items with texture-cotton balls, bark, shells, silky fabric, fuzzy blanket, etc. Place the items in two or three bins for your toddlers to explore.

**DO:** Encourage the children to explore the bins of these various items.

**SAY:** God made everything! God made our hands to feel. What do you feel?

**DO:** Pick up each item and help them describe it. Example: This is a cotton ball. God made your hands to feel! How does the cotton ball feel in your hands? (soft, fluffy) God made things soft! Repeat with each item.

### **God Made Colors**

**SUPPLIES:** Big pitcher or soda bottle filled  $\frac{3}{4}$  with water-pour a layer of vegetable oil on top (1 to 2 inches), food coloring.

**SAY:** God made everything! God made colors! Watch what we can do with color!

**Do:** Drop a couple of drops of each color into the pitcher in this order: yellow, red, green, blue. Do not drop green or blue until after red and yellow have begun to drop through the oil or they will drop too quickly and cloud up the water.

**SAY:** Wow! Colors are beautiful! God made colors! God made everything!

## **Scavenger Hunt**

**SUPPLIES:** The outdoors! Or, you can gather the following items and put them around your classroom for the toddlers to find: leaves, twigs, flowers, bark, rocks, grass.

**SAY:** God made everything! God made flowers, trees, leaves, and rocks! We are going to take a trip outside to discover the wonderful things God has made!

**DO:** Take the toddlers to your outdoor play area and search for different things God has made. When a toddler finds something, say: You found a \_\_\_\_! God made \_\_\_\_! God made everything!

## **God Made the Animals**

**SUPPLIES:** Toy animals or pictures of different animals the toddlers can imitate.

**SAY:** God made everything! God made the animals! Here is a \_\_\_\_\_. God made \_\_\_\_\_s! Can we pretend to be \_\_\_\_\_s? (Walk around the room like the animal, making the animal sounds. Then move on to the next animal.)

## **God Made Fruits and Vegetables**

**SUPPLIES:** Various fruits and veggies, you will want some they will be able to have for a snack (like orange slices) so make sure you do an allergy alert.

**SAY:** God made everything that grows out of the ground or in a tree! God made fruits and vegetables!

**DO:** Hold up the fruit and veggies one at a time. See if they know what you are holding and then describe it. Example: What is this fruit? (an apple!) What color is the apple?



(The apple is red!) The apple is smooth and round. Would you like to feel the apple? (Let each toddler touch the apple.) God made apples!

**SAY:** God made fruits and veggies for us to eat! They are delicious. We are going to have a snack now and eat \_\_\_\_\_. Thank you God for making \_\_\_\_\_ for us to eat!

### **Praise God through Song**

**SUPPLIES:** Worship CD


**SAY:** God made everything! God made music! God is so good! We can worship Him through singing and dancing. Let's sing and dance for Him together now!

**DO:** Sing and dance together to their favorite praise songs.

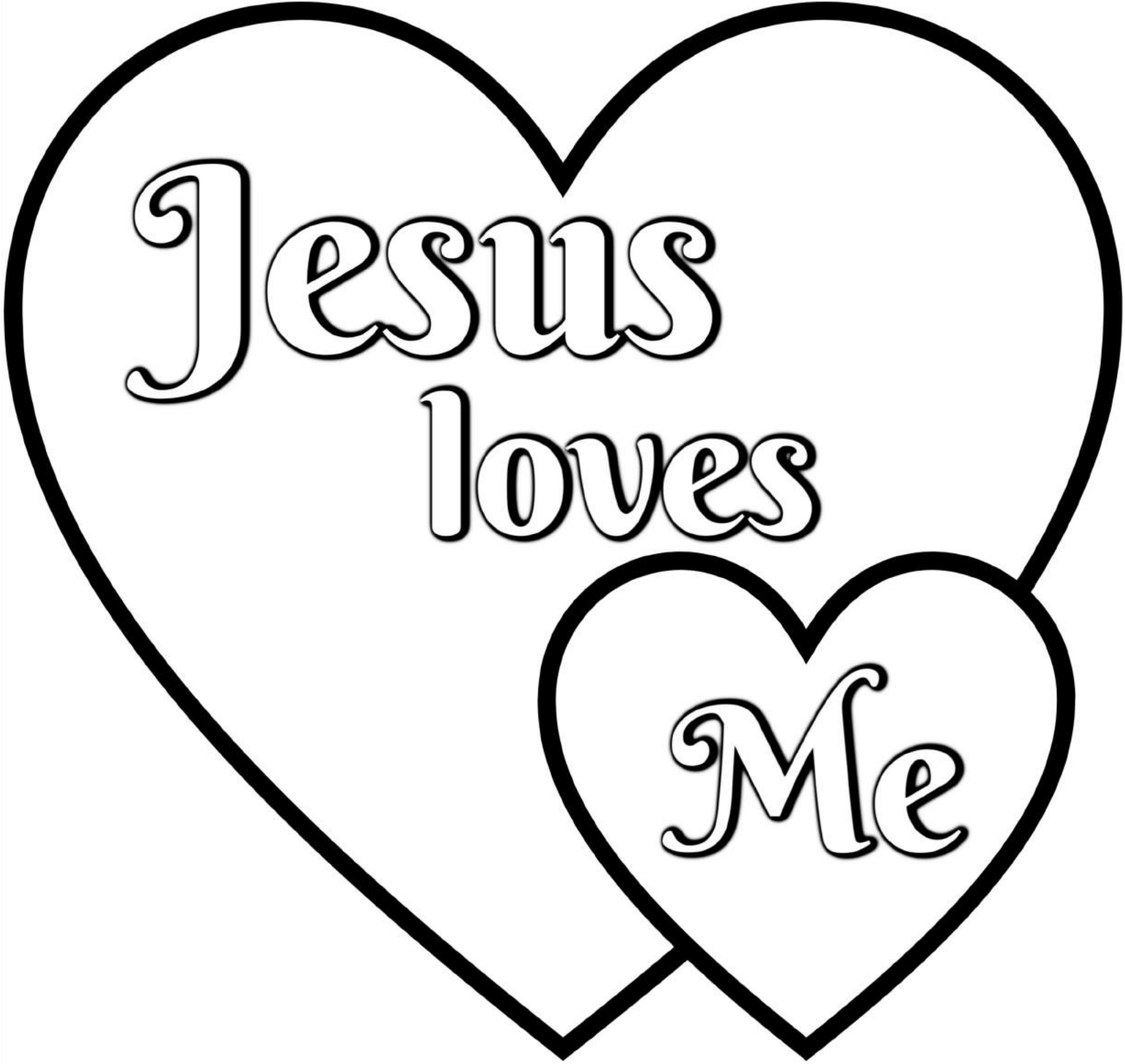
### **Pray to God**

Hold hands or bow your heads together (just demonstrate and ask them to do the same. Some may, most may just watch.) Say a short prayer like the following: Dear God, you made everything! You made me! We love you! Thank you for loving us. Amen.

# The Bible




# God's Word




Jesus  
loves

Me



Good loves  
You!



**God made me special.**



**God made everything.**